


## Plug-in Totalizing Counters, Types 464-468 Modular System 400



Counter with connection box



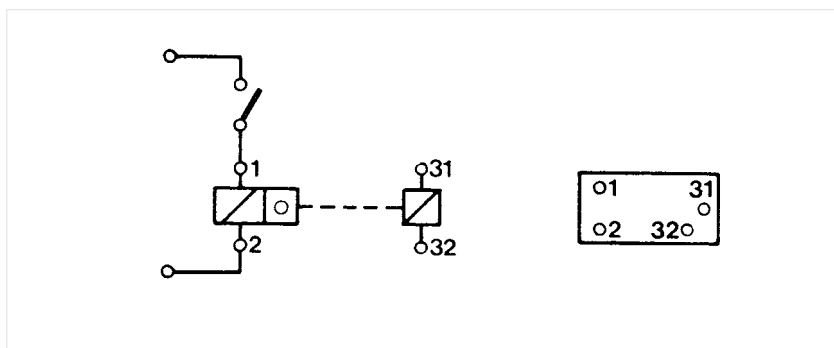
Counter with connection box and panel frame

- 4, 6, or 8-digit display
- with manual/electrical reset or without reset
- Simple installation
- Easy maintenance through plug-in system
- Can be combined with other counters in the modular system

### TECHNICAL DATA

Display	4, 6 or 8-digit, depending on version
Digit height	4 mm
Supply voltage $V_{op}$	according to order information, tolerance $\pm 10\%$ 230 VAC +6 %–10 %
Power consumption	DC counter: counter 2.5 W/VA, reset magnet 12 W/VA AC counter: counter 2.75 W/VA, reset magnet 16 W/VA
Operating temperature	- 10 ... + 50 °C
Storage temperature	- 20 ... + 70 °C
Protection class (EN 60529)	front IP 40; connections IP 00
Vibrostability	50 m/s <sup>2</sup> acc. to IEC 068-2-6
Shock stability	600 m/s <sup>2</sup> (6 ms) acc. to IEC 068-2-27
General design	acc. to DIN VDE 0435; contamination level 2 VDE 0110
Maintenance-free operation	counter $2 \times 10^7$ , reset magnet $1.5 \times 10^6$ pulses
Duty cycle at 25 °C	Counter 100 %, reset magnet: DC 20 % max. 2 min., AC 10 % max. 1 min.
Weight	approx. 90 g
Approvals	UL: E 176396
Count input	adding
Pulse length min.	DC counter: counter 20 ms, reset magnet 200 ms AC counter: counter 50 ms, reset magnet 200 ms
Counting frequency max.	DC counter: counter 25 Hz, reset magnet 1 per s AC counter: counter 10 Hz, reset magnet 1 per 2 s
Pulse duty factor	counter 1:1, reset magnet: DC 1:5, AC 1:10
Reset	depending on version - manual with button or key - electric (version with reset magnet) - without reset

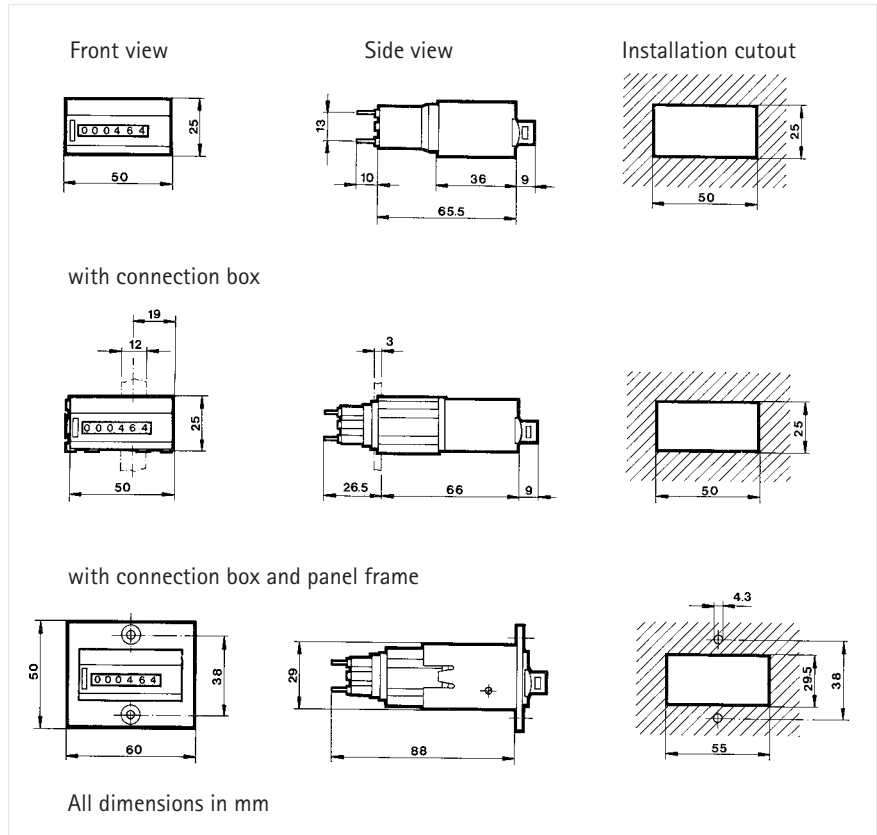
### CONNECTION DIAGRAM



# Types 464-468

## Technical data

### DIMENSIONS



### ORDER INFORMATION

Counter

	4 digits		6 digits		8 digits	
Voltage	button reset.	el. reset	button reset	el. reset	w/o reset	without reset
24 V DC	0 465 165	0 465 765	0 464 165	0 464 765	0 466 165	0 468 165
24 V AC	0 465 186	0 465 786	0 464 186	0 464 786	0 466 186	0 468 186
115 V AC	0 465 189	0 465 789	0 464 189	0 464 789	0 466 189	0 468 189
230 V AC	0 465 190	0 465 790	0 464 190	0 464 790	0 466 190	0 468 190

### Standard accessories

connection box	ordering code 1 405 464,
Panel frame, black	ordering code 1 405 491,
Key-reset system	ordering code + SR e.g. 0 465 165 SR
Case, covers	see accessories

Inquire for other versions