

## Type 886/887



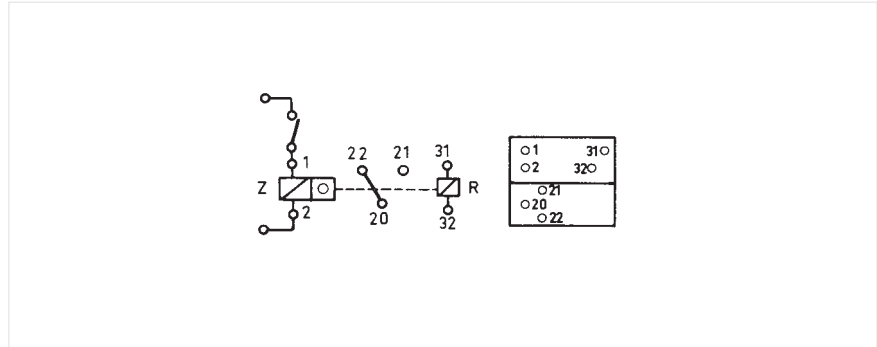
### TECHNICAL DATA

## Adding Preset Counters for Front Panel Mounting

- Preset value continuously visible
- Manual or electric reset
- 3 or 5-digit indication
- Various front panel sizes available

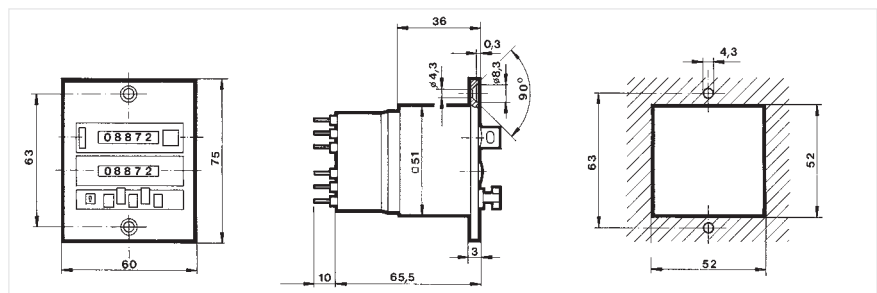
Display	3 or 5-digit indication of count and preset value, depending on version
Digit height	4 mm
Supply voltage $V_{op}$	see ordering code table, tolerance $\pm 10\%$ 230 VAC $\pm 6-10\%$
Power consumption	counter: DC version 2.5 W, AC version 2.75 VA reset solenoid: DC version 12 W, AC version 16 VA
Residual ripple	48 %
Operating temperature	- 10 ... + 50 °C
Storage temperature	- 40 ... + 85 °C
Electrical connection	AMP connector, 0.8 x 2.8 mm
Mounting	screw or clamping spring attachment, see "Order information"
Mounting position	roller axis horizontal
Protection class (EN 60529)	front IP 30; connections IP 00; for higher degree of protection we recommend a protective case with clear cover (see "Accessories")
General design	EN 61010-1, EN 50178 Protection according to class II Contamination level 2 Over voltage category II
Duty cycle at 25 °C	Counter 100 %, reset solenoid: DC version 20 %, max. 2 minutes, AC versions 10 %, max. 1 minute
at 50 °C	Counter 50 %, max. 10 minutes
Maintenance-free operation	Counter: $2 \times 10^8$ , reset solenoid $1.5 \times 10^6$ pulses
Approvals	
Count input	adding
Min. pulse length	DC version 20 ms, AC version 50 ms
Max. counting frequency	DC version 25 Hz, AC version 10 Hz
Pulse duty factor	1:1
Reset	- manual with button - external by electrical signal (versions with reset solenoid only), min. pulse length 200 ms (max. see duty cycle); Reset frequency DC version max. 1 per 2 s
Pulse duty factor	DC version 1:5, AC version 1:10
Signal output	
Signal duration	from when preset has been reached until reset
Contact type	changeover contact, floating
Switching voltage	max. 220 VAC
Switching current	max. 20 VA/1 A, non-inductive

CONNECTION DIAGRAM

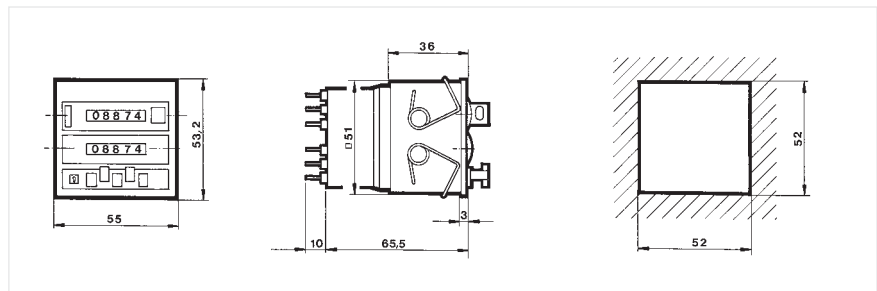


DIMENSIONS

Front panel 60 mm x 75 mm



Front panel 55 mm x 53 mm



ORDER INFORMATION

Counters for screw attachment  
Front panel 60 mm x 75 mm

	3 digits		5 digits	
Voltage	button reset	el. reset	button reset	el. reset
24 VDC	0 887 264	0 887 214	0 886 264	0 886 214
115 VAC	0 887 289		0 886 289	0 886 239
230 VAC	0 887 290	0 887 240	0 886 290	0 886 240

COUNTERS FOR SPRING ATTACHMENT

Front panel 55 mm x 53 mm

	3 digits		5 digits	
Voltage	button reset	el. reset	button reset	el. reset
24 VDC	0 887 464	0 887 414	0 886 464	0 886 414
230 VAC	-	-	0 886 490	0 886 440

Inquire for other voltages  
For key reset add ordering code + SR, e.g. 0 887 264 SR