

Pneumatic Timer - Digital Series

Pneumatic Digital Timer

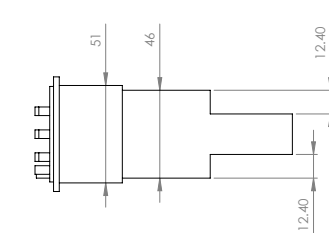
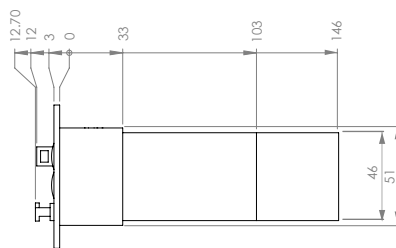
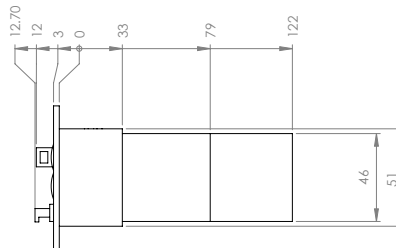
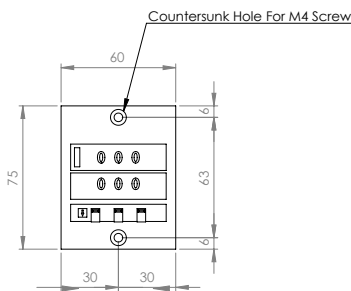
Technical information

Pressure range:	2-6 bar
Temperature range:	0°C...+60°C
Mounting:	Panel mount only, cut out 52 x 52mm
Time setting:	Via manual push buttons (Bottom of display)
Mechanical life:	30 x 10 ⁶
Display:	4mm digit height, 2 lines of 3 or 5 digits
Protection class:	IP40 when connected, higher protection with covers (front only)
Resolution:	1m or 1s depending on version
Frequency error:	1/min 0.5%; 1/s 2%
Manual reset:	Front button reset
Pneumatic reset:	Pulse signal to port Y, min pulse length 180ms (Pneumatic reset versions only)
Operating medium:	5 micron filtered, non-lubricated compressed air



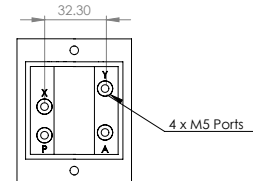
Description	Reset Type	Ports	Order code
3 digit seconds timer	Pneumatic	M5	53.K21.03.00
3 digit minutes timer	Pneumatic	M5	53.K22.03.00
5 digit seconds timer	Pneumatic	M5	53.K52.05.00
5 digit minutes timer	Pneumatic	M5	53.K54.05.00
5 digit seconds timer/output signal duration 300...340 ms (no port Y)	Automatic	M5	53.K65.05.10
5 digit minutes timer/output signal duration 300...340 ms (no port Y)	Automatic	M5	53.K66.05.10

Dimensional drawings

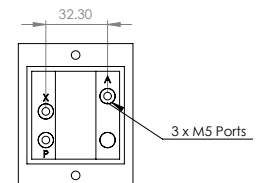


X = Air intake timing element
 Y = Pneumatic reset
 P = Air intake
 A = Output signal

Dimensions & Connection Without Automatic Reset

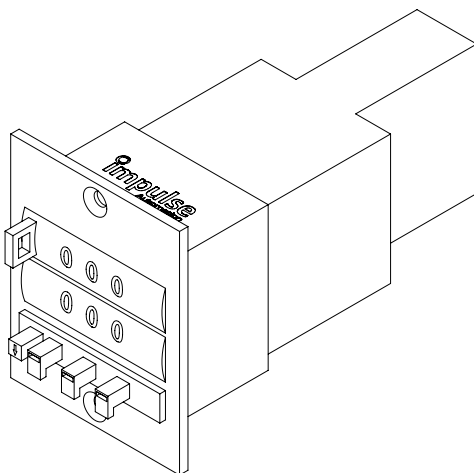


Dimensions & Connection With Automatic Reset



Accessories

Hinged cover with Lock	1.405.614
Hinged cover with Knob	1.405.613
Vestolit cover with silver bezel	1.405.404
Vestolit cover with black bezel	1.405.587



Impulse Automation Limited
United Kingdom
Company Registration 665193