

Compact Cylinder Mountings

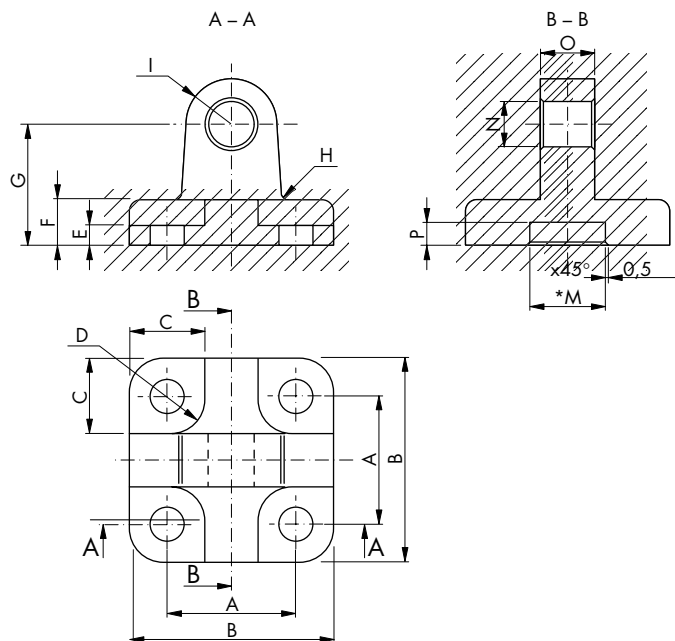
Male Trunnion For Piston Ø 12mm - 25mm

Male Trunnion

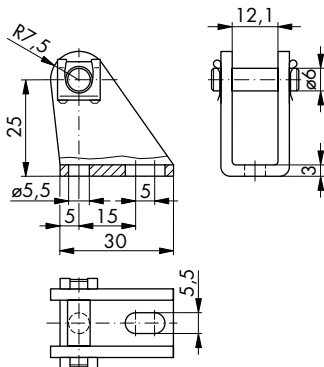
| Order No. | Ø | A | B | C | D | E | F | G | H | I | L | M | N | O | P |
|-----------|-------|----|----|----|-----|-----|---|----|---|---|-----|----|---|----|---|
| 19.002.07 | 12-16 | 18 | 27 | 10 | 4,5 | 2,6 | 6 | 16 | 2 | 6 | 4,5 | 10 | 6 | 12 | 3 |
| 19.002.09 | 20 | 22 | 34 | 11 | 5 | 2,6 | 6 | 20 | 2 | 8 | 5,5 | 12 | 8 | 16 | 3 |
| 19.002.00 | 25 | 26 | 38 | 11 | 5 | 2,6 | 6 | 20 | 2 | 8 | 5,5 | 12 | 8 | 16 | 3 |

Dimensional drawings

Male trunnion
 Fixing bolts are included.

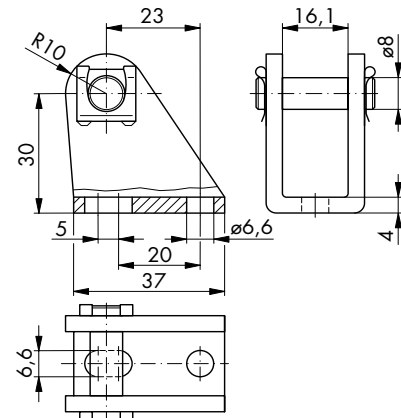


Mounting flange 90°
 for use with male trunnion Ø 12 - 16 mm



| Order No. | Ø |
|-----------|---------|
| 19.004.07 | 12 - 16 |

Mounting flange 90°
 for use with male trunnion Ø 20 - 25 mm



| Order No. | Ø |
|-----------|---------|
| 19.004.09 | 20 - 25 |

Impulse Automation Limited
 United Kingdom
 Company Registration 665193

Information shown in these data sheets are for guidance purposes only, no liability is accepted for any errors or omissions. The designer or user is solely responsible for the safe and proper use of these parts, assemblies or equipment described.